

Dynafit Hardangervidda Marathon 2021

































Lap Result List

Klikk på en deltaker for å se detaljert informasjon.

Rank	Name		Bib	Birn	Club / team	min/km	Behind	Time
Marathon								
DNS	N.N. 26		26					DNS
Kvinne								
1.	Mette WATHNE		39	1984	Bekkadalen IL	6:49	-	4:55:52
2.	Kari-Anne STRANDMAN		252	1984	Sogndal	7:04	+11:22	5:07:14
3.	Helene BIRKELI		111	1991	Fana IL	7:16	+19:36	5:15:28
4.	Björg-Marit VALLAND		17	1986	Bergen	7:22	+23:53	5:19:45
5.	Kjersti PLEYM		131	1987	Team kondis	7:24	+25:20	5:21:12
6.	Maria MOSSESTAD		33	1996	Varegg	7:30	+30:19	5:26:11
7.	Cathrine LAGERBERG		243	1978	Oslo	7:45	+40:53	5:36:45
8.	Sigrid OEN		48	1999	NTNUI	7:53	+46:52	5:42:44
9.	Anna Louise ASTAD SØRLIE		271	1993	Oslo	7:54	+47:32	5:43:24
10.	Tori HUSUM		101	1988	Bergen	7:57	+49:24	5:45:16
11.	Hanne LILAND		259	1969	Varegg	8:07	+56:25	5:52:17
12.	Gro Anita Aartun IMSLAND		232	1975	Team Imsland	8:28	+1:11:45	6:07:37
13.	Wenche Godtskalksdotter ENES		64	1968	Varegg	8:31	+1:14:12	6:10:04
14.	Liv-Anna FOLGERØ		24	1986	Tromøy IL	8:35	+1:16:54	6:12:46
15.	Guro SØNSTEBØ		240	1995	Stavanger, Norway	8:38	+1:19:01	6:14:53
16.	Silje ANDREASSEN		127	1982	Færvik	8:42	+1:21:58	6:17:50
17.	Ingeborg Enes LUDVIGSEN		57	1995	Varegg Fleridrett	8:45	+1:24:04	6:19:56
18.	Anne Lise KNUDSEN		168	1977	IL Kvernbit	8:52	+1:28:58	6:24:50
19.	Lene KLEIVEN		83	1975	Voss	8:52	+1:29:06	6:24:58
20.	Anna Gunn FOLGERØ		23	1960	Tromøy	9:14	+1:45:06	6:40:58
21.	Andrea ASPEN		3	1990	Skulestadmo	9:25	+1:53:23	6:49:15
22.	Britta FISMEN		136	1974	GasSecure BIL	9:37	+2:01:37	6:57:29
23.	Anne-Grete ANDREASSEN		211	1972	Løp Sammen Askøy - Ask friidrett	9:37	+2:01:59	6:57:51
24.	Lisbeth LARSEN		210	1971	Løp Sammen Askøy	9:37	+2:01:59	6:57:51
25.	Tonje JØRGENSEN		242	1986	Bryne triatlon	9:50	+2:11:21	7:07:13
26.	Silje ØSTHUS		241	1987	GTI	9:50	+2:11:33	7:07:25
27.	Trine BYGGSTØYL		2	1984	Etne	9:53	+2:13:40	7:09:32


































Dynafit Hardangervidda Marathon 2021

Lap Result List

Rank	Name		Bib	Birn	Club / team	min/km	Behind	Time
28.	Heidi YVEN		29	1970	Kopervik	10:01	+2:19:16	7:15:08
29.	Line Yang STOUSLAND		89	1976	Romerike Ultraløperklubb	10:01	+2:19:17	7:15:09
30.	Maren PERSSON		268	1981	Rørepinne Runners	10:19	+2:32:08	7:28:00
31.	Sara-Petrine SOLLI		77	1993	Bergen	10:27	+2:37:46	7:33:38
32.	Hanne BEVERLI		218	1996	Team Pivot	10:33	+2:42:18	7:38:10
33.	Kirstine KNUDSEN		217	1992	Team Pivot	10:33	+2:42:18	7:38:10
34.	Ingrid KLAKEGG		223	1991	Os	10:41	+2:48:29	7:44:21
DNF	Lise HAUKÅS		31	1972	Stjernene			DNF
DNF	Malene ØEN		248	1983	Stord			DNF
DNS	Anne DAHL		9	1964	Nydalens SK			DNS
DNS	Ann STEFFENSEN		22	1972	Oslo			DNS
DNS	Ann Åse STAVA		30	1978	Haugesund Triathlon Klubb, HTK			DNS
DNS	Marit Svenning BERG		47	1984	I.L.Dyre Vaa			DNS
DNS	Ane HELLESØY		70	1978	Bergen Triathlon Club			DNS
DNS	Marianne Lucie SKUNCKE		157	1985	Oslo			DNS
DNS	Pauline HILLEY		163	1991	Oslo			DNS
DNS	Ester OLSEN		165	1978	Ski			DNS
DNS	Aurora AMUNDSEN		196	1996	Drammen			DNS
DNS	Agnete THORNE		197	1979	Eiksmarka			DNS
DNS	Beata DANABRE		198	1969	BIL Equinor			DNS
DNS	Lise Helen MÆLAND		206	1973	Dale fjelløpere			DNS
DNS	Marit ABERCROMBIE WESTRENG		208	1983	Pasvikdalen hunters			DNS
DNS	Jorunn Falkeid HAGESÆTHER		221	1971	Haugesund triathlon klubb			DNS
Mann								
1.	Ketil MONSSEN		56	1983	BFG Bergen Løpeklubb	5:53	-	4:15:49
2.	Sondre TYSSELAND		133	1993	Samnanger IL	5:54	+00:26	4:16:15
3.	Lars-Kristian ERIKSEN		152	1983	Team Netfit	5:55	+01:34	4:17:23
4.	Kenneth WESTERHEIM		213	1971	Stord Orientering	6:13	+14:08	4:29:57
5.	Terje BEKKESLETTEN		103	1979	Øystese	6:14	+15:18	4:31:07
6.	Vegard ENGESLI		90	1978	Haugesund Idrettslag orientering	6:26	+23:40	4:39:29
7.	Viljar BUER CHRISTENSEN		190	1996	Team Vessøy	6:26	+23:59	4:39:48
8.	Bjørn Harald BONGOM		260	1967	Varegg/Fjellgeitene	6:27	+24:20	4:40:09
9.	Fred ANDERSEN		104	1973	Stord IL	6:27	+24:22	4:40:11



































Dynafit Hardangervidda Marathon 2021

Lap Result List

Rank	Name		Bib	Birn	Club / team	min/km	Behind	Time
10.	Ole Gunder SKIAKER		87	1992	Oslo	6:31	+27:09	4:42:58
11.	Tomas SEIM		116	1992	Røldal IL	6:35	+30:02	4:45:51
12.	Olav HEIAN-ENGDAL		222	1981	Oslo	6:35	+30:08	4:45:57
13.	Francois CLAYER		118	1990	Oslo	6:36	+31:19	4:47:08
14.	Eirik KVARV		100	1977	Øystese IL	6:38	+32:15	4:48:04
15.	Geir Storetvedt SKATEN		6	1974	Il Gular	6:41	+34:40	4:50:29
16.	Maciej GARGULA		212	1989	BFG Bergen Løpeklubb	6:46	+38:06	4:53:55
17.	Bjarte HAUGLAND		28	1978	Varegg	6:49	+40:05	4:55:54
18.	Per Arne AADLAND		228	1968	Samnanger	6:53	+43:31	4:59:20
19.	Jørgen Hveding EEG		236	1982	Satisfy Running	7:02	+50:01	5:05:50
20.	Rune ASKELAND		78	1973	Fjellgeitene	7:05	+51:46	5:07:35
21.	Per-Arne FERNER		237	1985	Oslo	7:06	+52:55	5:08:44
22.	Fredrik FJOSE		49	1981	Voss	7:06	+52:58	5:08:47
23.	Borge BRINGSVÆRD		254	1976	Team Drøbak Multisport	7:09	+55:08	5:10:57
24.	Espen ERIKSEN		34	1972	Laksevåg	7:11	+56:13	5:12:02
25.	Øystein ARNEBERG		169	1987	Bø Milers	7:13	+58:00	5:13:49
26.	Kim Eivind NETLAND		32	1990	Tonstad IL	7:15	+59:27	5:15:16
27.	Torstein GRENI		272	1976	Tåsen Turlag	7:18	+1:01:13	5:17:02
28.	Kurt Richard BREKKE		263	1969	Varegg / Fjellgeitene	7:18	+1:01:29	5:17:18
29.	Glenn HOVE		134	1988	Søgne	7:20	+1:02:42	5:18:31
30.	Sigleif STEINSVÅG		226	1976	Haugesund IL Orientering	7:20	+1:02:48	5:18:37
31.	Glenn HORNSET		18	1987	Rendalen	7:21	+1:03:39	5:19:28
32.	Eirik TVEDT AASTVEDT		60	1995	Osterøy IL	7:21	+1:03:54	5:19:43
33.	Kristian BOTNEN		258	1981	NTE	7:23	+1:05:20	5:21:09
34.	Alexander SCHLACHTER		166	1994	Frederiksberg	7:24	+1:05:32	5:21:21
35.	José-Luis GUERRERO		150	1977	Oslo	7:26	+1:06:50	5:22:39
36.	Aleksander WAAGE		125	1997	TRONDHEIM	7:28	+1:08:20	5:24:09
37.	Håvard Huru BERGENE		270	1978	Romerike Ultraløperklubb	7:29	+1:09:26	5:25:15
38.	Morten AADLAND FOSSMARK		227	1994	Samnanger	7:30	+1:10:22	5:26:11
39.	Morten LILLEHEIL		10	1986	SK Viggo	7:31	+1:11:01	5:26:50
40.	Emil Solli STAFSNES		148	1989	Trio IL	7:31	+1:11:06	5:26:55
41.	Tore Andre FOSSE		80	1973	Nordhordland sykkelklubb	7:32	+1:11:23	5:27:12
42.	Ole - Petter SOLTVEDT		107	1962	Kalandseid	7:34	+1:13:07	5:28:56


































Dynafit Hardangervidda Marathon 2021

Lap Result List

Rank	Name		Bib	Birn	Club / team	min/km	Behind	Time
43.	Mathias SKOGLI		149	1997	KONGSBERG	7:35	+1:13:53	5:29:42
44.	Yngve Vågen VENÅS		154	1984	Hemsedal IL	7:37	+1:15:00	5:30:49
45.	Espen HVATTUM		16	1988	sør-vekkom lauparlag	7:38	+1:15:36	5:31:25
46.	Jørund KVÅLE		4	1978	Ulvik il	7:38	+1:15:43	5:31:32
47.	Freddy MOSSESTAD		37	1964	Varegg	7:39	+1:16:24	5:32:13
48.	Alfred SANDVIG		249	1993	Haugesund	7:45	+1:20:40	5:36:29
49.	Rune MØKLEBUST		66	1975	Sædalen il	7:48	+1:22:58	5:38:47
50.	Petter GOGA		264	1970	NRK Vestland BIL	7:48	+1:22:59	5:38:48
51.	Åsmund KRINGLEBOTTEN		269	1977	Avaldsnes	7:54	+1:27:05	5:42:54
52.	Kim RICHTER		52	1977	Sandnes IL - Orientering	7:54	+1:27:09	5:42:58
53.	Tor Gunnar AKSLAND		44	1972	Sandnes Orientering	7:54	+1:27:09	5:42:58
54.	Jan Eirik ASKE		27	1977	Bkbil	7:56	+1:28:50	5:44:39
55.	Håvard AUSTNABERG		129	1987	Nærbø Løpelaug	7:57	+1:29:14	5:45:03
56.	Ingmar LEIGLAND NJAA		244	1999	Kvam LSK	7:57	+1:29:16	5:45:05
57.	Fredrik FORFANG		194	1992	Rjukan Idrettslag	7:58	+1:30:34	5:46:23
58.	Stian KNIPPEN KVERNSMYR		204	1975	Andebu IL	7:59	+1:31:01	5:46:50
59.	Jørgen HAMMELBO		147	1994	KONGSBERG	8:00	+1:32:04	5:47:53
60.	Ronny AHLBOM MONSEN		126	1974	Ulset	8:03	+1:34:08	5:49:57
61.	Karl SKRETTINGLAND		123	1987	Nærbø Løpelaug	8:06	+1:35:51	5:51:40
62.	Dag ULVEN		54	1972	Fjellpulken	8:07	+1:36:39	5:52:28
63.	Odd Arne BOTNEN		225	1984	ØIL	8:09	+1:37:56	5:53:45
64.	Thomas CHRUICKSHANK		67	1974	Dale Fjelløpere	8:09	+1:38:13	5:54:02
65.	Pål WATHLE		112	1974	BUB Bergen	8:11	+1:39:41	5:55:30
66.	Carl-Axel BAKKE-ERICHSEN		141	1980	Bolten BJJ	8:11	+1:39:47	5:55:36
67.	Jan-Tore GJERVIK		5	1968	Varegg/Fjellgeitene	8:13	+1:41:01	5:56:50
68.	Martin TORBERGSEN		55	1974	Oslo	8:13	+1:41:09	5:56:58
69.	Jørn AARSLAND		137	1986	Vigrestad / Nærbø løpelaug	8:14	+1:41:34	5:57:23
70.	Frode SØRHØY		19	1970	Fjellgeitene	8:14	+1:41:43	5:57:32
71.	Jan SILGJERD		231	1971	Flaktveit	8:14	+1:41:57	5:57:46
72.	Otto KRAGT		99	1982	Heelsum	8:20	+1:46:20	6:02:09
73.	Leif-Arne AUSTDAHL		266	1974	Kløvstadhagen Runners	8:21	+1:46:38	6:02:27
74.	Frode MÅKESTAD		253	1980	Norheimsund	8:22	+1:47:21	6:03:10
75.	Even BØRHAUG		143	1981	HHL	8:23	+1:48:30	6:04:19













Dynafit Hardangervidda Marathon 2021

Lap Result List

Rank	Name		Bib	Birn	Club / team	min/km	Behind	Time
76.	William IVERSEN		257	2001	Fyllingsdalen	8:23	+1:48:45	6:04:34
77.	André STRØMMEN		179	1986	Haugesund	8:26	+1:50:45	6:06:34
78.	Johannes GAARE		262	1987	Paradis	8:28	+1:51:44	6:07:33
79.	Tore IMSLAND		233	1970	Team Imsland	8:28	+1:51:48	6:07:37
80.	Per Øivind ØVERLIE		176	1987	Kongsberg	8:28	+1:52:19	6:08:08
81.	Jens WELO		238	1983	NOBIL	8:32	+1:54:46	6:10:35
82.	Håkon Amundsen NESHEIM		180	1993	Bergen	8:32	+1:54:55	6:10:44
83.	Kristian Wiland VANGE		40	1978	Bergen	8:34	+1:56:24	6:12:13
84.	Trygve TOFT-ERIKSEN		199	1989	Nærbø løpelag	8:36	+1:57:58	6:13:47
85.	Nikolai AASPRONG		239	1995	Stavanger	8:38	+1:59:02	6:14:51
86.	Magnus PETTERSEN		119	1994	Sarpsborg	8:38	+1:59:05	6:14:54
87.	Terje VIK		124	1990	Nærbø Løpelaug	8:38	+1:59:15	6:15:04
88.	Håkon Kronstad SANDVEN		250	1983	Sandven IL	8:40	+2:00:30	6:16:19
89.	Gisle KVAMME		105	1978	Starefossløperne	8:40	+2:00:40	6:16:29
90.	Mats JOHNSEN		173	2003	Ask friidrett	8:41	+2:01:26	6:17:15
91.	Arild SOLHEIM		79	1975	Team Bikboyz	8:42	+2:01:59	6:17:48
92.	Joar SOLÅS		156	1987	Varhaug	8:42	+2:02:16	6:18:05
93.	Lars Andreas RAVNÅSEN		188	1995	Froland il	8:44	+2:03:32	6:19:21
94.	Lars JOHNSEN		183	1982	Kleppestø	8:44	+2:03:38	6:19:27
95.	Jarle NYGÅRD		256	1977	Dale Fjelløpere	8:47	+2:05:51	6:21:40
96.	Eirik Sundström VEVATNE		7	1991	ØYSTESE	8:48	+2:06:24	6:22:13
97.	Fredrik SIVERTSEN		88	1989	Oslo	8:51	+2:08:18	6:24:07
98.	Simen GURHOLT EVENSEN		139	1986	Oslo	8:51	+2:08:18	6:24:07
99.	Bjørn Gripsgård KNUDSEN		167	1975	IL Kvernbit	8:52	+2:09:01	6:24:50
100.	Kurt AUESTAD		117	1988	Nærbø løpelaug	8:53	+2:09:56	6:25:45
101.	Knut NJAA		219	1967	Kvam langrenn- og skiskyttarklubb	8:54	+2:10:42	6:26:31
102.	Einar IDLAND		202	1976	Andebu IL	8:55	+2:11:30	6:27:19
103.	Marius BØGILD		132	1988	Stavanger	8:55	+2:11:51	6:27:40
104.	Ove VIVELI		130	1966	Øvre Eidfjord	8:56	+2:12:18	6:28:07
105.	Geir HÅLAND		115	1975	Tvedestrand	8:58	+2:13:32	6:29:21
106.	Jonas LARSEN		235	1982	Drammen	8:58	+2:13:39	6:29:28
107.	Anders STRAND VESTBØ		13	1974	Bergen	8:58	+2:13:49	6:29:38
108.	Anton VAN DER VELDE		21	1985	Stavanger	8:58	+2:13:57	6:29:46


































Dynafit Hardangervidda Marathon 2021

Lap Result List

Rank	Name		Bib	Birn	Club / team	min/km	Behind	Time
109.	Åge FJELLHEIM MIDTHUN		122	1979	Saudasjøen	9:00	+2:14:51	6:30:40
110.	Torgeir FOSSE		69	1970	Rosendal	9:01	+2:15:32	6:31:21
111.	Tore TENGESDAL		38	1982	Bekkadalen IL	9:02	+2:16:57	6:32:46
112.	Mattias JIGHEDE		255	1975	The Running Man	9:04	+2:17:45	6:33:34
113.	Kenneth LØKAAS		12	1973	Ulvik	9:05	+2:18:34	6:34:23
114.	Kjetil ROKSVÅG		113	1965	Palfinger	9:07	+2:20:29	6:36:18
115.	Anders VEKVE		53	1973	Fjellsport.no	9:13	+2:24:49	6:40:38
116.	Thor Christian HOBÆK		138	1986	Gassecur BIL	9:19	+2:28:42	6:44:31
117.	Bjorn BLEIE		36	1975	Turagalmann	9:19	+2:29:05	6:44:54
118.	Alv Sigve TEIGEN		71	1960	GTI Stavanger	9:22	+2:31:12	6:47:01
119.	Ole GAARD VARHAUG		159	1990	Stavanger	9:22	+2:31:18	6:47:07
120.	John Anders S RAUSTEIN		158	1987	Randaberg	9:22	+2:31:19	6:47:08
121.	Lars Olav KNUTSEN		128	1959	Samnanger IL	9:28	+2:35:23	6:51:12
122.	Asgaut VALLAND		215	1974	Norheimsund	9:29	+2:36:03	6:51:52
123.	Eivind MO		216	1963	Hardanger Sykkelklubb	9:29	+2:36:08	6:51:57
124.	Hans Christian PETERSEN		145	1982	Rådal	9:30	+2:36:53	6:52:42
125.	Ken Morten EGENES		162	1990	Team SuperKen	9:32	+2:38:12	6:54:01
126.	Björn FRÖHLICH		20	1982	Oslo	9:38	+2:42:20	6:58:09
127.	Håkon HJARTNES		97	1975	Norheimsund Tennis Menn Elite	9:38	+2:42:53	6:58:42
128.	Trond Inge BRAKESTAD		186	1981	Norheimsund Tennis Elite	9:38	+2:42:54	6:58:43
129.	Christian FRAGA		108	1970	Løp Sammen Askøy	9:46	+2:48:27	7:04:16
130.	Bendik NORDSTRØM		164	1992	Oslo	9:47	+2:49:14	7:05:03
131.	Tom SANNE		191	1975	Sandnes	9:51	+2:51:57	7:07:46
132.	Trond BJØRNSEN		192	1975	Bryne	9:51	+2:52:01	7:07:50
133.	Rune HATLESKOG		193	1975	Sola	9:51	+2:52:02	7:07:51
134.	Rune Myhre JONASSEN		230	1967	Kodal	9:51	+2:52:23	7:08:12
135.	Ruben FURSETH		144	1990	Sarpsborg	9:52	+2:52:34	7:08:23
136.	Robert RASTAD		25	1969	BERGEN	9:56	+2:55:32	7:11:21
137.	Mahmoud DIB		195	1986	Rjukan Idrettslag	10:05	+3:02:08	7:17:57
138.	Kristian PETERSEN		246	1991	Jørpeland	10:15	+3:09:45	7:25:34
139.	Eirik Lima HANSEN		181	1995	Høyanger	10:16	+3:09:53	7:25:42
140.	Glenn Hjortefot JØRGENSEN		267	1979	Rørepinne Runners	10:19	+3:12:11	7:28:00
141.	Richard SØYLAND		155	1990	Varhaug	10:24	+3:15:38	7:31:27


































Dynafit Hardangervidda Marathon 2021

Lap Result List

Rank	Name		Bib	Birn	Club / team	min/km	Behind	Time
142.	Sverre SKJOLD		261	1971	Team R.I.B	10:28	+3:19:09	7:34:58
143.	Atle KRISTIANSEN		121	1981	Heradsbygd	10:31	+3:21:09	7:36:58
144.	Ørjan BUDAL ELLINGSEN		177	1971	Hjellestad	10:33	+3:22:41	7:38:30
145.	Sven GRAEF		153	1977	Team NorthmanOCR	10:38	+3:25:43	7:41:32
146.	Øyvind URE		224	1980	Kalandseidet	10:42	+3:29:16	7:45:05
147.	Glenn Marius SKIBSTED		247	1977	Tistedal	10:56	+3:39:17	7:55:06
148.	Jonas RYEN		45	1993	075x	11:07	+3:46:53	8:02:42
149.	Håkon NELSON		46	1993	075x	11:07	+3:46:53	8:02:42
150.	Tomas SOLHAUG		151	1986	Deepsea Runners	11:18	+3:55:19	8:11:08
151.	Leif André Wistrøm HOVDA		178	1994	Sveio	11:25	+3:59:45	8:15:34
152.	Andreas FLAMMIGER		140	1988	Lübeck	11:42	+4:12:05	8:27:54
DNF	Hung Chi NGUYEN		91	1982	Fjellhamar			DNF
DNF	Marius Sveum PEDERSEN		182	1995	Oslo			DNF
DNF	Tord WATHLE		184	1978	Vestrheim Sportslag			DNF
DNF	Ole Kristian BANGÅS		214	1975	Holmestrand Ultraløperklubb			DNF
DNF	Pål FOLKVORD		234	1975	Bergen kommunes idrettslag BIL			DNF
DNS	Yngve ØYEFLATEN		1	1991	Voss IL			DNS
DNS	George HANWELL		8	1982	Røyken			DNS
DNS	Per Fredrik Hoel ULSNES		11	1993	Slumjog Millionares			DNS
DNS	Ole-Jakob OLSEN		14	1991	Kalandseidet			DNS
DNS	Peter ARNOLDSEN		15	1978	BFG Bergen			DNS
DNS	Torgeir MYGE		35	1976	AKSDAL			DNS
DNS	Tor Helge GRØNFLATEN		41	1984	Rehabilitering Vest			DNS
DNS	Yngve Drønen RINGDAL		42	1975	Tinghaugen IL			DNS
DNS	Tomas AASSVED HJORT		43	1987	Oslo			DNS
DNS	Christian VEDELER		50	1996	Oslo			DNS
DNS	Bernt VEDELER		51	1990	Oslo			DNS
DNS	Ola HAUKVIK		58	1990	Oslo			DNS
DNS	Kenneth SAMLAND		59	1975	Kolbeinsvik IL			DNS
DNS	Oddgeir Wåge MØGSTER		61	1974	Bergen			DNS
DNS	Kenneth RASTAD		62	1977	Bergen politiidrettslag			DNS
DNS	Jan SUNDFØR		63	1967	Vormedal			DNS
DNS	Jostein LAUPSA		65	1988	Langesund			DNS
































Dynafit Hardangervidda Marathon 2021

Lap Result List

Rank	Name		Bib	Birn	Club / team	min/km	Behind	Time
DNS	Tom Hagesæther FALKEID		68	1972	Haugesund Triathlon Klubb			DNS
DNS	Wollert Neumann HOLST		72	1994	Høna Idrettsforening			DNS
DNS	Lars NYHUS		73	1981	Oslo			DNS
DNS	Lars Christian LARSEN		74	1980	RØYSE			DNS
DNS	Sindre TANDBERG		75	1983	Oslo			DNS
DNS	Bendik SCHEI		76	1993	Oslo			DNS
DNS	Eirik SÆBØ NILSEN		81	1985	Øystese			DNS
DNS	Knut Halvor MØGSTER		82	1986	Austevoll Sykkelklubb			DNS
DNS	Matthias ZIMMERMANN		84	1964	LANDAU RUNNING COMPANY			DNS
DNS	Ole STAVA		92	1967	Kløfta il			DNS
DNS	Kjetil REKDAL		93	1972	BPI			DNS
DNS	Eivind GANGSEI		94	1975	Gjøvdal friluftslag			DNS
DNS	Nicolai MYREN		95	1983	Berglitoppen			DNS
DNS	Arild TJOMSLAND		96	1971	Jabror IL			DNS
DNS	Børge FOSS		98	1989	Kvås il			DNS
DNS	Henrik SMEBY		106	1994	IL Bevern			DNS
DNS	Jamie ROSS MACKENZIE		109	1966	Oslo			DNS
DNS	Martin STRØMMEN		110	1982	Sauda O klubb			DNS
DNS	Martin Greger GREGERSEN		114	1988	Dilling			DNS
DNS	Kristian SØVIKNES		135	1981	Søvik			DNS
DNS	Sigurd Rød BREKK		160	1989	Moldekameratene			DNS
DNS	Eirik Emil ANDRESEN		161	1994	Varegg Fotball			DNS
DNS	Thomas BØ		170	1986	Bø Milers			DNS
DNS	Lars Christian KISE		171	1988	Bø Milers			DNS
DNS	Lars Jarle COHEN		172	1980	Bergen			DNS
DNS	Torbjørn JOHNSEN		174	1979	Ask friidrett			DNS
DNS	Seth FORD		175	1991	Oslo			DNS
DNS	Leon LOVERIDGE		187	1986	Kongsberg			DNS
DNS	Daniel VINOLO KARLSEN		189	1995	Froland il			DNS
DNS	Elling POLDEN		200	1981	Nærbø løpelag			DNS
DNS	Kjetil BIRKELAND		205	1972	Dale fjelløpere			DNS
DNS	Erik WESTRENG		207	1988	Pasvikdalen Hunters			DNS
DNS	Fredrik TVEIT		245	1990	Rådal			DNS

Dynafit Hardangervidda Marathon 2021

Lap Result List

Rank	Name		Bib	Birn	Club / team	min/km	Behind	Time
DNS	Karl LØTVEIT		265	1975	Eidsvågneset			DNS
Halvmarathon								
Kvinne								
1.	Martha TEIGEN VARANES		480	1990	Dimmelsvik	6:54	-	2:26:25
2.	Inger Gro LIEN		367	1967	Samnanger IL	6:56	+00:50	2:27:15
3.	Kristin LUNDE		360	1972	Opptur Motbakke	7:12	+06:19	2:32:44
4.	Tonje VIK		510	1979	Øystese	7:23	+10:10	2:36:35
5.	Frøydis VARBERG		417	1989	Lillehammer Skiklub	7:31	+13:07	2:39:32
6.	Ingrid HØVIK		385	1985	Sogndal	8:02	+23:57	2:50:22
7.	Benedikte JACOBSEN		533	1972	Løp sammen Askøy	8:05	+25:15	2:51:40
8.	Ida TYSSEBOTN		324	1996	Karmsund	8:08	+26:05	2:52:30
9.	Ragnhild Fridheim RICHTER		318	1977	Sandnes IL - Orientering	8:10	+26:56	2:53:21
10.	Maria Larsen WIGESTRAND		346	1994	Multiconsult BIL	8:17	+29:23	2:55:48
11.	Tina VIKSE		332	1988	Haugesund	8:23	+31:32	2:57:57
12.	Andrea DE LANGE		312	1991	Bjørnafjorden	8:27	+32:49	2:59:14
13.	Svanhild WISTH		513	1970	Nurses & Bulls	8:35	+35:36	3:02:01
14.	Kine ASKIM		462	1981	Oslo	8:37	+36:23	3:02:48
15.	Berit VÅG AKSLAND		313	1972	Sandnes Orientering	8:37	+36:32	3:02:57
16.	Elisabet HESVIK		377	1991	Kysnesstrand	8:39	+37:16	3:03:41
17.	Marlène CORNELIS		345	1996	Rotterdam	8:47	+39:58	3:06:23
18.	Silje Vågen TORBJØRNSSEN		520	1975	Fitjar	8:47	+40:00	3:06:25
19.	Rosie Juell NÅVIK		460	1987	Lillehammer	8:52	+41:53	3:08:18
20.	Therese JAASTAD		524	1991	Grimo	8:53	+42:02	3:08:27
21.	Ingvild NESHEIM		525	1988	Nedre Vats Helselag	9:02	+45:23	3:11:48
22.	Marie HALBREND		386	1991	Oslo	9:12	+48:38	3:15:03
23.	Silje Røgler MURI		488	1981	Hvalstad	9:16	+50:02	3:16:27
24.	Ingrid Kristine ASPLI		405	1983	Frol IL	9:22	+52:24	3:18:49
25.	Kathrine HESTHAG		372	1987	Strikk og drikk	9:25	+53:15	3:19:40
26.	Eirin Therese NYHUUS		413	1992	Oslo	9:30	+54:59	3:21:24
27.	Mette FAGERHEIM		310	1966	Varegg-Fjellgeitene	9:30	+55:06	3:21:31
28.	Ingrid Louise SKOGEN		506	1973	Løp sammen askøy	9:32	+55:59	3:22:24
29.	Lisbeth FAUSKANGER		476	1970	Ask friidrett -Løp Sammen Askøy	9:32	+56:00	3:22:25
30.	Jessica HOLMAN		370	1989	Oslo	9:34	+56:30	3:22:55

































Dynafit Hardangervidda Marathon 2021

Lap Result List

Rank	Name		Bib	Birn	Club / team	min/km	Behind	Time
31.	Lisa SCHRÖDTER		430	1997	Bergen	9:46	+1:00:39	3:27:04
32.	Malin NYHUUS		369	1989	Oslo	9:46	+1:00:40	3:27:05
33.	Allegra Alexandra LILTVED		429	1997	Bergen	9:46	+1:00:40	3:27:05
34.	Hege HANSEN		447	1974	Oslofjord triatlon	9:57	+1:04:40	3:31:05
35.	Christina RASMUSSEN		528	1986	Strikk og drikk	9:58	+1:04:54	3:31:19
36.	Louise SAMNØY		518	1992	Team VV	10:01	+1:06:08	3:32:33
37.	Charlotte KLEVEN		508	1996	Fyllingsdalen	10:03	+1:06:44	3:33:09
38.	Åsa FORSBERG		487	1983	NOBIL	10:04	+1:07:19	3:33:44
39.	Elise INGEBRIGTSEN		374	1991	Frekhaug	10:13	+1:10:25	3:36:50
40.	Birte ERIKSEN		474	1983	Straume	10:29	+1:16:11	3:42:36
41.	Aina BØRRESEN		475	1976	Straume	10:30	+1:16:13	3:42:38
42.	Lesley ROBERTSON		440	1961	Flekkje	10:49	+1:23:06	3:49:31
43.	Therese STEEN		438	1974	Rådal	11:01	+1:27:16	3:53:41
44.	Frida HALVORSEN		398	1993	Haukeland	11:05	+1:28:47	3:55:12
45.	Renate Flatøy HOPLAND		373	1988	Frekhaug	11:08	+1:29:44	3:56:09
46.	Anne Kristin VALENTINSEN		516	1967	Nurses & Bulls	11:18	+1:33:19	3:59:44
47.	Asgedet ASGEDOM		456	1982	Oslo	11:37	+1:40:01	4:06:26
48.	Hilde Renate BERGLY		454	1981	Auli	11:37	+1:40:01	4:06:26
49.	Hilde FINSÅS		307	1987	Kalandseidet	11:40	+1:41:09	4:07:34
50.	Ingeborg FALCH PEDERSEN		414	1981	Sandnes	12:05	+1:49:49	4:16:14
51.	Cecilie Aaning STRANDOS		305	1984	Os	12:09	+1:51:22	4:17:47
52.	Irene OLDERKJÆR		358	1971	Sunde i sunnhordland	12:09	+1:51:26	4:17:51
53.	Synnøve OLDERKJÆR		371	1971	IL Trio	12:09	+1:51:27	4:17:52
54.	Ingrid BRUU		432	1974	Rådal	12:12	+1:52:23	4:18:48
55.	Signe Vartdal CARLSEN		544	1973	Bergen Triathlon Club	12:33	+1:59:42	4:26:07
56.	Julie ADAMS		464	1982	Oslo	13:22	+2:16:58	4:43:23
DNF	Elin NIELSEN		304	1968	Rådal			DNF
DNS	Sofia LUNDELL		302	1976	Vitaby			DNS
DNS	Julie GIERTSEN		314	1990	Bergen			DNS
DNS	Hege Malene ULSTEIN		315	1995	Nesttun			DNS
DNS	Anne Birgitte FOSSUM		317	1960	Oslo			DNS
DNS	Kristine BU		326	1991	Team Hakkespett			DNS
DNS	Unn JOHANSEN		328	1995	VOSS			DNS



































Dynafit Hardangervidda Marathon 2021

Lap Result List

Rank	Name		Bib	Birn	Club / team	min/km	Behind	Time
DNS	Ingeborg LINDHEIM		335	1984	GVARV			DNS
DNS	Guro Høgbakken ANDERSEN		339	1995	Furnes			DNS
DNS	Anne Kristine FLOVILD		343	1981	Stabekk			DNS
DNS	Kjersti Bue ITTELIN		349	1987	Vadsø			DNS
DNS	Belinda BERNARD		351	1989	Team XXL			DNS
DNS	Turi NESTEGÅRD		353	1982	Drammens Skøiteklub			DNS
DNS	Renathe VIK		379	1981	STAMNES			DNS
DNS	Hanna ESKELAND		391	1998	Bergen			DNS
DNS	Jagoda SIARKOWSKA		394	1985	Starefossløpinnene			DNS
DNS	Ida Marie NILSSEN		395	1994	Vigrestad			DNS
DNS	Astrid Kahrs DYKESTEEN		400	1990	Blomsterdalen			DNS
DNS	Hilde BJØRK		406	1986	Hokksund			DNS
DNS	Sigrid KVÅLE MYKSVOLL		411	1991	Bergen			DNS
DNS	Danielle PARVIN		450	1985	Høvik			DNS
DNS	Rakel Kristina AALMO		453	1990	Oslo			DNS
DNS	Veronica ØVREMO		489	1995	Ålgård Orientering			DNS
DNS	Bente VANGEN		512	1971	Sølvbergets travere			DNS
DNS	Iris VAN HAENDEL		522	1979	Vleuten			DNS
DNS	Nicolien NICOLAI		523	1976	Vleuten			DNS
DNS	Shona MACKIE		535	1980	Bergen			DNS
Mann								
1.	Sondre Johan KNUTSEN		427	1994	DNB	5:24	-	1:54:42
2.	Sebastian MARKER		521	1987	Skanska Aktiv	5:35	+03:55	1:58:37
3.	Runar Torpe LIEN		368	1980	HPF	5:48	+08:26	2:03:08
4.	Alexander WOLFF		526	1998	Hyllestad IL	5:58	+11:51	2:06:33
5.	Nicholas MOWATT		467	1992	Blomsterdalen	6:04	+13:55	2:08:37
6.	Dag-Henry NILSEN		387	1972	Varegg	6:04	+14:10	2:08:52
7.	Torjus BIRKREM		444	1991	Seljord Idrettslag/Sogndal Langdistanselag	6:09	+15:59	2:10:41
8.	Håkon ØLMHEIM		468	1993	Svelvik IF	6:13	+17:21	2:12:03
9.	Øystein BERGSVIK		409	1974	Stavanger	6:17	+18:45	2:13:27
10.	Vebjørn SØRBOTTEN		435	1992	Nedre Vats	6:24	+21:07	2:15:49
11.	Even Magnus ASPLI		389	1989	Frol IL	6:28	+22:43	2:17:25
12.	Ivan LYUBIMOV		484	1983	DVostok	6:31	+23:32	2:18:14


































Dynafit Hardangervidda Marathon 2021

Lap Result List

Rank	Name		Bib	Birn	Club / team	min/km	Behind	Time
13.	Anders TVEDT		419	1981	Bergen kommune BIL	6:34	+24:40	2:19:22
14.	André MURI		492	1981	Hvalstad	6:34	+24:41	2:19:23
15.	Robert RASMUSSEN		333	1985	Østbygda IL	6:37	+25:41	2:20:23
16.	Åsmund FAGNA		359	1988	Rusk i maskineriet	6:38	+26:09	2:20:51
17.	Andreas VARBERG		479	1987	Vestlandsfjordfe	6:42	+27:36	2:22:18
18.	Gunnar KORSFUR		472	1992	Bergen	6:43	+27:51	2:22:33
19.	Paal Fredrik KVARBERG		388	1994	Oslo	6:43	+28:00	2:22:42
20.	Torvald BJØRHOVDE		323	1993	Karmsund	6:48	+29:29	2:24:11
21.	Harald ANDERSEN		348	1971	Søgne	6:48	+29:40	2:24:22
22.	Åsmund ØKSNES		491	1987	Bergen	6:48	+29:42	2:24:24
23.	Kjell RAA		471	1963	BFG Bergen Løpeklubb	6:50	+30:16	2:24:58
24.	Arnstein HURULIN		531	1984	Fjellsport.no	6:52	+31:06	2:25:48
25.	Roe LAUVÅS JR		449	1989	Bergen	6:56	+32:25	2:27:07
26.	Vegard KRISTENSEN		470	1988	Dr.techn Olav Olsen	6:56	+32:32	2:27:14
27.	Erik RULLESTAD		537	1994	Fjæra og Rullestad IL	6:57	+32:44	2:27:26
28.	Tobias HAUMANN		428	1990	Bergen	7:01	+34:21	2:29:03
29.	Andreas BOGE		350	1990	Team Hønevold	7:03	+35:05	2:29:47
30.	Torleiv OPSAL		383	1984	GT Running Team	7:06	+35:52	2:30:34
31.	Håkon EIDE		382	1984	GT Running Team	7:06	+36:03	2:30:45
32.	Ole EGGEN		445	1993	Sogndal langdistanselag	7:07	+36:18	2:31:00
33.	Ove Jarland RØED		426	1972	Teams SWM	7:08	+36:50	2:31:32
34.	Pål FØRRISDAHL		536	1989	Slependen	7:10	+37:15	2:31:57
35.	Trond KALDHEIM		502	1989	Karmsund	7:10	+37:23	2:32:05
36.	Eivind ESPEDAHL		309	1977	Kolltveit	7:11	+37:51	2:32:33
37.	Anders BØHM		410	1989	Drammen	7:12	+38:13	2:32:55
38.	Andreas SØDAL		439	1988	Multiconsult BIL	7:12	+38:13	2:32:55
39.	Per Erik ANDERSEN		469	1978	SØGNE	7:18	+40:15	2:34:57
40.	Tore SOLBERG		316	1972	Vindafjord IL	7:23	+42:02	2:36:44
41.	Stian SOLHEIM		481	1988	Bergen	7:23	+42:03	2:36:45
42.	Frode TORVANGER		448	1986	Bergen	7:23	+42:09	2:36:51
43.	Ivan VELMESKIN		483	1987	OSLO	7:26	+43:00	2:37:42
44.	Odd Inge THORKILDSEN HESJEDAL		306	1984	GTI Stavanger	7:26	+43:04	2:37:46
45.	Torstein F BØHM		465	1985	Team PwC	7:28	+43:39	2:38:21













Dynafit Hardangervidda Marathon 2021

Lap Result List

Rank	Name		Bib	Birn	Club / team	min/km	Behind	Time
46.	Olav VEIERØD		321	1965	BERGEN	7:28	+43:50	2:38:32
47.	Grzegorz KOSEL		404	1982	Runpassion.pl	7:29	+44:08	2:38:50
48.	Lukas DROZEK		337	1986	Åsgreina	7:29	+44:17	2:38:59
49.	Steffen RANDEM		478	1988	Ålesund	7:30	+44:31	2:39:13
50.	Morten Solberg ANFINSEN		457	1978	Standard Agency	7:31	+44:56	2:39:38
51.	Stein Erik GULBRANDSEN		357	1980	HPF	7:32	+45:21	2:40:03
52.	Morten BONDHUS		423	1995	Tysnes	7:35	+46:15	2:40:57
53.	Jan-Ove FAGNA		329	1980	Tertnes	7:36	+46:28	2:41:10
54.	Thomas BENTSEN		497	1988	Torvastad	7:39	+47:39	2:42:21
55.	Rami Risnes BARAKAT		538	1987	Bergen	7:42	+48:35	2:43:17
56.	Kjetil ØSTRÅTT		402	1972	Rogaland politiidrettslag	7:42	+48:36	2:43:18
57.	Magne AUNEBAKK		515	1962	Varegg Fleridrett	7:44	+49:32	2:44:14
58.	Lars LINDTNER		397	1992	Haugesund	7:45	+49:49	2:44:31
59.	Øystein FOTLAND		463	1973	Oslo	7:46	+50:03	2:44:45
60.	Kristian Aasbø HANSEN		356	1992	RØYKSUND	7:49	+51:03	2:45:45
61.	Kristian Dyb STRAND		319	1988	Haugesund	7:52	+52:16	2:46:58
62.	Frode STEFFENSEN		418	1962	DNB	7:53	+52:27	2:47:09
63.	Leif LINDTNER		392	1965	Haugesund	7:53	+52:36	2:47:18
64.	Øyvind RUSAANES		408	1982	Hafrsfjord	7:55	+53:24	2:48:06
65.	Petter HOBELSTAD		507	1990	Sandnes	7:56	+53:47	2:48:29
66.	Dan Harald TORBJØRNSEN		519	1974	Fitjar	7:58	+54:22	2:49:04
67.	Olav André EIDNES		327	1986	Fana	8:02	+55:52	2:50:34
68.	Helge HAUGANE		412	1978	Stavanger	8:04	+56:21	2:51:03
69.	Oddbjørn LARSEN		407	1980	Stavanger	8:09	+58:18	2:53:00
70.	John RÆSTAD		303	1982	Haugesund	8:11	+58:49	2:53:31
71.	Jarle VINNINGLAND		482	1981	Prima Dry Aged	8:15	+1:00:13	2:54:55
72.	Morten JØRGENSEN		540	1964	Melkesyre/Fjellgeitene	8:15	+1:00:16	2:54:58
73.	Frank HANSEN		436	1987	ABC	8:17	+1:00:59	2:55:41
74.	Austin RAYFORD		530	1993	Bergen	8:19	+1:01:52	2:56:34
75.	Jon Arve BJORDAL		422	1981	Voss	8:22	+1:02:43	2:57:25
76.	Håkon DVERSNES		498	1976	SØGNE	8:25	+1:03:49	2:58:31
77.	Andreas KNARVIK		473	1990	Bergen	8:26	+1:04:18	2:59:00
78.	Vegard LINDTNER		393	1992	SANDNES	8:27	+1:04:34	2:59:16


































Dynafit Hardangervidda Marathon 2021

Lap Result List

Rank	Name		Bib	Birn	Club / team	min/km	Behind	Time
79.	Njål SLETTEN		375	1968	Bergen	8:32	+1:06:24	3:01:06
80.	Alf Ronny KÅRBØ		534	1986	Stord IL (Allianseidrettslag)	8:42	+1:10:03	3:04:45
81.	Henrik KALLEVIG		434	1988	Heimdal Chokolade	8:49	+1:12:18	3:07:00
82.	Stein Ivan SØRESTRAND		376	1974	Bergen	8:49	+1:12:24	3:07:06
83.	Tore Moe HANSEN		527	1993	Fredrikstad	8:59	+1:15:58	3:10:40
84.	Edvard SOLØY		355	1991	Moss	9:00	+1:16:21	3:11:03
85.	Daniel LITLAND		494	1988	GREÅKER	9:00	+1:16:25	3:11:07
86.	Kim Andre HIRTH		308	1984	Bulken IL	9:02	+1:16:56	3:11:38
87.	Stian BJØRKBOM		403	1990	AOT	9:03	+1:17:15	3:11:57
88.	Anders JACOBSEN		364	1984	Hafrsfjord	9:03	+1:17:16	3:11:58
89.	Eirik HÆREID		344	1984	Tananger	9:05	+1:18:05	3:12:47
90.	Trond Jostein Kåei PETTERSEN		437	1972	HAUGESUND	9:09	+1:19:34	3:14:16
91.	Christian Kallevig ARNESEN		446	1985	Heimdal Chokolade	9:12	+1:20:41	3:15:23
92.	Marius BERG-PEDERSEN		401	1983	GT Running Team	9:14	+1:21:13	3:15:55
93.	Christian HØST		459	1986	Høst Helse	9:15	+1:21:27	3:16:09
94.	Endre SANDE		461	1987	Grødem Runners	9:16	+1:21:47	3:16:29
95.	Jon Axel ROSÉN		511	1995	Oslo	9:16	+1:21:52	3:16:34
96.	Vegard TØNNESEN		501	1990	Haugesund	9:17	+1:22:22	3:17:04
97.	Egil BERGERSEN		443	1977	Haugesund	9:23	+1:24:22	3:19:04
98.	Morten KRISTENSEN		529	1976	Bolten bjj	9:35	+1:28:44	3:23:26
99.	Kjetil ÅRHUS		334	1970	SØREIDGREND	9:35	+1:28:49	3:23:31
100.	Stian VALDEMAR REE		416	1973	Sandnes	9:37	+1:29:12	3:23:54
101.	Tor Arne OLSEN		361	1968	ABO Plan & Arkitektur AS	9:43	+1:31:38	3:26:20
102.	Kurt OLSEN		362	1965	BakerHughes	9:43	+1:31:38	3:26:20
103.	Jon STENSHORNE STORESUND		532	1986	LYSAKER	9:44	+1:31:59	3:26:41
104.	Torgeir HANSSSEN		431	1994	Bergen	9:46	+1:32:22	3:27:04
105.	Anders NATÅS		420	1971	Gassecur BIL	9:54	+1:35:23	3:30:05
106.	Joar BIRKELID		380	1993	Bergen	9:58	+1:36:41	3:31:23
107.	Vidar ØEN		486	1976	Rådal	9:58	+1:36:55	3:31:37
108.	Bjarte BRAUTASET		365	1976	Mathopen	10:04	+1:38:46	3:33:28
109.	Daniel LUNDEKVAM		485	1981	Rådal	10:04	+1:38:49	3:33:31
110.	Espen JOHANNESSEN		366	1975	ABB B.I.L	10:13	+1:42:08	3:36:50
111.	Stian SCHIE		509	1982	Asker	10:25	+1:46:24	3:41:06

Dynafit Hardangervidda Marathon 2021

Lap Result List

Rank	Name		Bib	Birn	Club / team	min/km	Behind	Time
112.	Petter FALCH PEDERSEN		415	1970	Sandnes	10:30	+1:47:58	3:42:40
113.	Roger GRAVELSÆTER		322	1969	Os	10:38	+1:51:02	3:45:44
114.	Erik SVINNDAL		363	1990	SPIL	10:41	+1:51:50	3:46:32
115.	Marius SIERRA		381	1986	SCC	10:41	+1:51:50	3:46:32
116.	Christian DVERSNES		466	1976	Kristiansand	10:41	+1:52:08	3:46:50
117.	Stewart ROBERTSON		441	1994	Hagan	10:49	+1:54:49	3:49:31
118.	Vegard GJERTSEN		325	1988	Sjefen over Team Hakkespett	10:55	+1:56:48	3:51:30
119.	Torbjørn OPHEIM		399	1985	Haukeland	11:05	+2:00:30	3:55:12
120.	Anders NÆSS EVENSEN		390	1987	OSLO	11:13	+2:03:15	3:57:57
121.	Ole Kristian STOLTENBERG		517	1977	Team VV	11:16	+2:04:20	3:59:02
122.	Magnus NOTTVEIT		500	1990	Bergen	11:27	+2:08:14	4:02:56
123.	Andreas HAALAND		541	1988	Haugesund	11:54	+2:17:45	4:12:27
124.	Vegard GRESSGÅRD		542	1988	Vornedal	11:54	+2:17:45	4:12:27
125.	Christoffer Økland OFTEDAL		543	1988	Haugesund Triatlonklubb	11:54	+2:17:45	4:12:27
126.	Michael LYNGBYR		442	1984	Rådal	12:25	+2:28:35	4:23:17
127.	Thomas HAGLAND		495	1988	Haugesund	12:29	+2:30:05	4:24:47
128.	Frank H BJØRNDAL		514	1965	Nurses & Bulls	12:35	+2:32:06	4:26:48
DNF	Crister BJEGLERUD		477	1988	BDO AS			DNF
DNS	Svein Atle MICHELSEN		301	1975	Oslo			DNS
DNS	Andrew TEEL		311	1989	Oslo			DNS
DNS	Even LINDSETH		320	1978	Voss IL			DNS
DNS	Erik Hedvald NILSEN		330	1978	Sandefjord			DNS
DNS	André PEDERSEN		331	1984	Oslo			DNS
DNS	Per-Christian Færøvik GRIEG		336	2000	Varegg Friidrett			DNS
DNS	Carl Erik THOMSEN		338	1990	Golf professionals worldwide PT runners club			DNS
DNS	Sigve BOTNEN		340	1982	Fjellstrand			DNS
DNS	Såmund BOTNEN		341	1989	Valldal			DNS
DNS	Øyvind FOSNES		342	1977	Rådal			DNS
DNS	Gjermund BOLSTAD		352	1982	Sande sk			DNS
DNS	Nick HORRELL		378	1985	Kysnesstrand			DNS
DNS	Nicolai KIRKENG VENNERØD		384	1985	GT Running Team			DNS
DNS	Magnar SKUTLABERG		396	1991	Vigrestad			DNS
DNS	Lars SOLHEIM		421	1983	Solheim langdistanseklubb			DNS

Dynafit Hardangervidda Marathon 2021

Lap Result List

Rank	Name		Bib	Birn	Club / team	min/km	Behind	Time
DNS	Oliver BYGGSTØYL ØRKE		424	2005	Vindafjord IL			DNS
DNS	Fredrik OLSBU		433	1983	Froland IL			DNS
DNS	Richard Alan PARVIN		451	1970	Oslo			DNS
DNS	Svein Arne JOHANSEN		452	1988	Oslo			DNS
DNS	Stig Ola JOHANSEN		455	1977	Vinterbro			DNS
DNS	Sturla ØYDVIN		458	1988	Eidfjord			DNS
DNS	Jan-Einar ØVREMO		490	1964	Ålgård Orientering			DNS
DNS	Christer Laxdal LITLAND		496	1987	Haugesund			DNS
DNS	Daniel SVENDSEN		499	1990	VORMEDAL			DNS
DNS	Bjarte VIKESÅ		503	1976	Drammen			DNS
DNS	Sebastian BERNARD		504	1988	Espeland			DNS
DNS	David CHANDLER		505	1979	Bergen			DNS

Number of Records: 498