

Dynafit Hardangervidda Marathon 2019

Lap Result List

Klikk på en deltaker for å se detaljert informasjon.

Rank	Name	Bib	Birn	Club / team	min/km	Behind	Time
Marathon							
Kvinne							
1.	Marit AGASØSTER	53	1988	Bremnes	6:42	-	5:01:09
2.	Mette WATHNE	111	1984	Bekkadalen IL	7:09	+19:58	5:21:07
3.	Ranveig Seim NAMTVEDT	117	1966	Team BoA	7:11	+21:27	5:22:36
4.	Ingeborg LANGHELLE	97	1996	ILKS O2	7:14	+24:20	5:25:29
5.	Kristine Søvik FOSSMARK	142	1988	Dalekvam	7:28	+34:22	5:35:31
6.	Samme BROUGH	120	1985	Stavanger	7:31	+37:01	5:38:10
7.	Synne Osaland HÅDEM	185	1994	NTNUI	7:54	+54:17	5:55:26
8.	Lisa APELAND	154	1989	Stavanger	8:00	+58:26	5:59:35
9.	Berit ASHEIM	175	1966	SANDEID	8:03	+1:00:37	6:01:46
10.	Lene BERGLI	4	1990	Oslo	8:05	+1:02:15	6:03:24
11.	Katrine KNUDSEN	155	1979	Voss	8:06	+1:02:59	6:04:08
12.	Mona Eikemo RØSTBØ	156	1973	Sunde	8:25	+1:17:05	6:18:14
13.	Hanne-Mai ERIKSEN	12	1977	Kongsberg Fjellgeits	8:46	+1:33:06	6:34:15
14.	Lene KLEIVEN	102	1975	Voss IL	8:51	+1:36:17	6:37:26
15.	Hilde PETERSEN	88	1991	Voss	8:53	+1:38:10	6:39:19
16.	Malene HJORTELAND	173	1994	NTNUI Triatlon	8:55	+1:39:26	6:40:35
17.	Lone AUGANES	188	1982	Tylldalen	9:01	+1:43:49	6:44:58
18.	Siri Barkved MOE	152	1988	Stavanger	9:02	+1:44:48	6:45:57
19.	Carina NILSEN	106	1986	Lierskogen	9:17	+1:56:22	6:57:31
20.	Heidi OLSEN	167	1993	London	9:29	+2:04:55	7:06:04
21.	Louise S. STØRKSEN	61	1990	Vandelay Industries	9:35	+2:09:38	7:10:47
22.	Rikke NORMAN	50	1975	Næstved	9:43	+2:15:12	7:16:21
23.	Andrea ASPEN	48	1990	Skulestadmo	9:43	+2:15:12	7:16:21
24.	Mette FAGERHEIM	163	1966	Varegg/Fjellgeitene/Framo BIL	9:54	+2:23:35	7:24:44
25.	Jannet VERMEULEN-STULEN	66	1955	AV Phoenix - Utrecht	9:54	+2:24:00	7:25:09
DNF	Diana Juhl CHRISTENSEN	46	1975	Næstved			DNF
DNF	Elin HARKESTAD	49	1981	Mjølkeråen			DNF
DNS	Bente ZACHRISEN-STEIRO	13	1978	Kongsberg Fjellgeits			DNS
DNS	Mari-Ann HANSEN	14	1972	Kongsberg Fjellgeits			DNS
DNS	Ann Kristine BJØRK	28	1984	Moss Skiklubb			DNS

Dynafit Hardangervidda Marathon 2019

Lap Result List

Rank	Name	Bib	Birn	Club / team	min/km	Behind	Time
Mann							
1.	Jørgen MØKLEBUST AUSTVIK	186	1992	IL Gneist	5:18	-	3:58:26
2.	Jon DUNCAN	124	1975	Sandnes IL	5:31	+09:50	4:08:16
3.	Øystein RØEN	168	1994	Voss	5:41	+17:14	4:15:40
4.	Erling CHRISTIANSEN	90	1982	Team Braasport	5:44	+19:03	4:17:29
5.	Alexander WAALER	100	1984	OSLO	5:55	+27:50	4:26:16
6.	Eirik VESTRHEIM	150	1982	IL Fri	5:56	+28:31	4:26:57
7.	Eirik Svergja RUSTAD	75	1988	Gjerdrum IL/BDO	5:57	+28:54	4:27:20
8.	Tore Magnus SLEIRE	54	1980	Øystese	6:09	+37:55	4:36:21
9.	Johan LEISTAD	85	1991	EY BIL	6:22	+47:41	4:46:07
10.	Odd Arne BOTNEN	80	1984	Øystese Idrettslag	6:24	+49:02	4:47:28
11.	Didrik WIE-SOLTVEDT	127	1996	Bergens Roklub	6:24	+49:26	4:47:52
12.	Aleksander BJORØY	44	1988	Blubbelubb Sportsklubb	6:27	+51:15	4:49:41
13.	Bjarte HAUGLAND	182	1978	Dalenløperne	6:29	+53:18	4:51:44
14.	Morten SELIUSSEN	122	1971	Gneist	6:36	+58:12	4:56:38
15.	Frode OLDERVOLL	125	1968	Bergen	6:38	+59:31	4:57:57
16.	Jan Eirik ASKE	177	1977	Bk BIL. HV09	6:38	+59:31	4:57:57
17.	Mathias Haakon BERG	99	1989	Clean Marine	6:38	+1:00:04	4:58:30
18.	Lukas HØGHØJ	33	1995	Team Lobster	6:43	+1:03:46	5:02:12
19.	Marius SLETTE	11	1993	NHHI Intervallgutta	6:44	+1:04:04	5:02:30
20.	Martin Askheim HAABETH	146	1987	Drammen	6:47	+1:06:46	5:05:12
21.	Kristian DONNER	164	1989	Team Pain Only Hurts	6:47	+1:06:51	5:05:17
22.	Mathieu BOCCHI	55	1987	Varegg Friidrett/Equinor BIL	6:48	+1:07:19	5:05:45
23.	Arne Laurits Rossebø LIE	86	1994	Vaaler IF	6:49	+1:08:15	5:06:41
24.	Andrius SPIETINIS	189	1980	Slattum	6:49	+1:08:16	5:06:42
25.	Ketil JERSTAD	103	1981	Kristiansand triathlon	6:49	+1:08:19	5:06:45
26.	Kristian Wiland VANGE	98	1978	Baune	6:50	+1:08:46	5:07:12
27.	Heine DALATUN	161	1992	Øystese IL	6:54	+1:11:57	5:10:23
28.	Fredrik FJOSE	148	1981	Voss	6:57	+1:14:14	5:12:40
29.	Johan SVENSSON	133	1990	Sky Blazers	6:59	+1:15:50	5:14:16
30.	Oscar Kølbaek ROSENBERG	130	2000	Frederikshavn	7:01	+1:16:45	5:15:11
31.	Eirik KVARV	172	1977	Øystese IL	7:02	+1:18:01	5:16:27
32.	Jørgen LOE KVALBERG	109	1989	Tresko	7:04	+1:19:29	5:17:55

































Dynafit Hardangervidda Marathon 2019

Lap Result List

Rank	Name		Bib	Birn	Club / team	min/km	Behind	Time
33.	Simen ARMOND		179	1975	Ask Friidrett	7:08	+1:21:57	5:20:23
34.	Sigleif STEINSVÅG		34	1976	Haugesund IL Orientering	7:11	+1:24:21	5:22:47
35.	Johan HARRIS-CHRISTENSEN		136	1975	Horten Omegn Cykleklubb TRI	7:13	+1:25:59	5:24:25
36.	Tore TENGESDAL		110	1982	Bekkadalen IL	7:26	+1:35:35	5:34:01
37.	Tomas Pranas MESKYS		2	1986	Oslo	7:27	+1:36:13	5:34:39
38.	Thor Arne DOMMERSNES		151	1965	Haugesund	7:27	+1:36:36	5:35:02
39.	Espen DUELAND JACOBSEN		45	1990	Sveio	7:28	+1:36:54	5:35:20
40.	Stein UNDHEIM		115	1977	Sandnes IL	7:31	+1:39:05	5:37:31
41.	Martin STEGEMANN		149	1971	Sandvika	7:31	+1:39:24	5:37:50
42.	Jan-Richard LISLERUD		128	1983	Lier	7:32	+1:40:22	5:38:48
43.	Tor Einar TVEIT		171	1974	Haugesund	7:36	+1:43:03	5:41:29
44.	Emil STAFSNES		166	1989	Uskedalen IL	7:37	+1:43:50	5:42:16
45.	Martin KREIßIG		181	1982	Team KREIßIG	7:38	+1:44:29	5:42:55
46.	Sturla SLETTEN		38	1970	Homo Ludens	7:38	+1:45:02	5:43:28
47.	André VIKE		43	1988	Blubbelubb Sportsklubb	7:39	+1:45:18	5:43:44
48.	Robin BAKKER		9	1984	Lillestrøm	7:39	+1:45:18	5:43:44
49.	Jan-Tore GJERVIK		184	1968	Varegg / Fjellgeitene	7:40	+1:46:24	5:44:50
50.	Geir ELLINGSEN		105	1968	Oslo	7:44	+1:48:49	5:47:15
51.	Lasse ASHEIM		174	1963	Team Asheim	7:44	+1:49:00	5:47:26
52.	Yngve ØYEFLATEN		121	1991	Voss	7:45	+1:50:11	5:48:37
53.	Leif-Arne AUSTDAHL		183	1974	Salsakompaniet	7:47	+1:51:26	5:49:52
54.	Freddy MOSSESTAD		187	1964	Varegg / Fjellgeitene	7:48	+1:51:57	5:50:23
55.	Peter MATTSSON		141	1980	OMG! WTF! BBQ!	7:50	+1:53:39	5:52:05
56.	Grzegorz KOSEL		63	1982	Jessheim	7:51	+1:54:03	5:52:29
57.	Marcin SMÓŁKOWSKI		76	1984	RumiaRunner	7:52	+1:54:53	5:53:19
58.	Marius OLSEN		119	1992	Bergen	7:54	+1:56:30	5:54:56
59.	Dan THORMODSÆTER		41	1988	Blubbelubb Sportsklubb	7:57	+1:58:54	5:57:20
60.	Jørund KVÅLE		129	1978	Ulvik I.L	7:59	+2:00:06	5:58:32
61.	Sveinung POLDEN		162	1961	Bergen Kommune BIL	7:59	+2:00:18	5:58:44
62.	Philip MØRCH		78	1974	Blovstrød Løverne	8:01	+2:01:46	6:00:12
63.	Kasper LARSEN		79	1974	Fjordløberne	8:01	+2:01:47	6:00:13
64.	Petter BAKKEN		96	1994	ILKS Håplausen	8:01	+2:01:51	6:00:17
65.	Adam CUSTER		176	1983	Loddefjord	8:01	+2:01:52	6:00:18


































Dynafit Hardangervidda Marathon 2019

Lap Result List

Rank	Name		Bib	Birn	Club / team	min/km	Behind	Time
66.	Toni LINDEBREKKE		180	1966	Kondis	8:04	+2:04:15	6:02:41
67.	Henrik Løseth JANSEN		21	1985	Rådal	8:06	+2:05:43	6:04:09
68.	Morten LILLEHEIL		22	1986	SK Viggo	8:07	+2:06:05	6:04:31
69.	Sindre KVEBÆK		26	1987	Odda	8:09	+2:08:03	6:06:29
70.	Petter PETERSEN		114	1994	Fana	8:10	+2:08:57	6:07:23
71.	Eirik Anthony HANEVIK		131	1993	EY	8:10	+2:08:58	6:07:24
72.	Kenneth LØKAAS		52	1973	Ulvik	8:11	+2:09:22	6:07:48
73.	Eirik ØKLAND		29	1995	Nesttun	8:13	+2:10:40	6:09:06
74.	Ove Jarland RØED		108	1972	Team Kavli/ Q	8:16	+2:13:14	6:11:40
75.	Ruben RØSLER		67	1983	Haugerud IF	8:17	+2:13:42	6:12:08
76.	Anders VEKVE		15	1973	Fjellsport.no	8:18	+2:14:52	6:13:18
77.	Joshua HEUGH		159	1986	8aj	8:19	+2:15:11	6:13:37
78.	Kristoffer BRÆKKE		82	1980	Brække Eiendom	8:19	+2:15:33	6:13:59
79.	Åge Johnny KALSTAD		145	1973	Tambarskjelvar Triathlon	8:21	+2:17:09	6:15:35
80.	Marcin NEUFELD		70	1978	Intel Runners / runpassion.pl team	8:22	+2:17:16	6:15:42
81.	Jarle DRANGE HYLLAND		40	1991	Bergen	8:22	+2:17:20	6:15:46
82.	Jørgen GJESTVANG		134	1988	Stavanger	8:22	+2:17:27	6:15:53
83.	Nikolai Lund RAUAN		112	1984	Krimskrams	8:23	+2:18:17	6:16:43
84.	Alex MERTENS		3	1981	Baasrode	8:23	+2:18:43	6:17:09
85.	Jon Danielsen AARHUS		77	1983	Oslo	8:24	+2:18:55	6:17:21
86.	Hans RØSTØEN		93	1978	Conocophillips	8:24	+2:19:06	6:17:32
87.	Per Fredrik Hoel ULSNES		132	1993	Bålerud løp	8:27	+2:21:10	6:19:36
88.	Jostein BIRKELAND		39	1982	Dalekvam	8:27	+2:21:25	6:19:51
89.	Anders OPSAL		170	1968	BPI	8:27	+2:21:26	6:19:52
90.	Jørgen KALLESTAD		95	1994	ILKS Håplausen	8:29	+2:22:28	6:20:54
91.	Arid SOLHEIM		169	1975	Team Bikboyz	8:29	+2:22:53	6:21:19
92.	Jostein NYMOEN		74	1982	Blodsmak Sportsklubb	8:31	+2:24:26	6:22:52
93.	Dag Vartdal CARLSEN		101	1975	Bergen triathlon club	8:32	+2:25:23	6:23:49
94.	Steven HEGELSTAD		147	1983	bjerkreim	8:33	+2:26:11	6:24:37
95.	John Arvid DJUPESLAND		126	1968	Haugesund IL Orientering	8:34	+2:26:30	6:24:56
96.	Njål S. SLETTEN		36	1968	Bergen	8:35	+2:27:13	6:25:39
97.	Elias HOLSTAD		20	1990	LEVANGER	8:36	+2:27:57	6:26:23
98.	Neil Kristian SAMUELSEN		140	1974	Team Tutti Frutti	8:36	+2:27:57	6:26:23

























Dynafit Hardangervidda Marathon 2019

Lap Result List

Rank	Name		Bib	Birn	Club / team	min/km	Behind	Time
99.	John Ivar STANGE		91	1981	Kopervik	8:36	+2:28:25	6:26:51
100.	Mirosław SWIADER		72	1970	Intel Runners / runpassion.pl team	8:39	+2:30:14	6:28:40
101.	Jonas Stene PETTERSEN		144	1989	Dr.techn. Olav Olsen AS	8:40	+2:31:10	6:29:36
102.	Helge HAGEN		71	1976	ABB	8:43	+2:33:23	6:31:49
103.	Patrick LANGELAND		57	1990	Team Blikkenslagar Flotve	8:44	+2:34:08	6:32:34
104.	Samuel PAYNE		118	1988	Wreake Runners	8:46	+2:35:40	6:34:06
105.	Frode SØRHØY		143	1970	Varegg / Fjellgeitene	8:47	+2:36:33	6:34:59
106.	Niklas LEONHARDBSEN-ORAAS		135	1994	Sandnes	8:48	+2:37:25	6:35:51
107.	Eirik SÆBØ NILSEN		165	1985	Øystese IL	8:49	+2:37:37	6:36:03
108.	Atle Øvrebotten KOLBEINSTVEIT		73	1982	Oslo	8:50	+2:38:46	6:37:12
109.	Hans Christian PETTERSEN		60	1982	Rådal	8:52	+2:39:59	6:38:25
110.	Bjørn KALKDIJK		69	1986	Asker	8:54	+2:41:19	6:39:45
111.	Aleksander JOHANSEN		81	1985	Perkele Lagopus & Co	9:13	+2:55:29	6:53:55
112.	Eskil KNAG		107	1974	Hakadal	9:17	+2:59:05	6:57:31
113.	Lars Olav KNUTSEN		10	1959	Samnanger IL	9:18	+2:59:47	6:58:13
114.	Arne BU		153	1978	Xtremeidfjord	9:24	+3:03:49	7:02:15
115.	Odd FJELDSTAD		68	1969	GoActive Trening	9:29	+3:07:32	7:05:58
116.	Bendik FØRRE		62	1987	Oslo	9:36	+3:13:05	7:11:31
117.	Emil MJANGER		137	1992	Krigsskolen	9:39	+3:15:24	7:13:50
118.	Ernst Ståle APELAND		51	1971	Veavågen	9:40	+3:16:11	7:14:37
119.	Kristian KARLSEN		160	1974	Stanghelle	9:40	+3:16:18	7:14:44
120.	Tomas STOKKE SOLHAUG		84	1986	Deepsea Runners	9:40	+3:16:18	7:14:44
121.	Robert RASTAD		56	1969	Bergen	9:45	+3:19:40	7:18:06
122.	Kenneth RASTAD		58	1977	OS	9:45	+3:19:40	7:18:06
123.	Johannes LANGGUTH		92	1979	Lysaker	9:47	+3:20:59	7:19:25
124.	Stian LØKKEN		89	1976	Moss	10:40	+4:01:02	7:59:28
125.	Kevin ALMEIDA		59	1995	Stabekk	11:41	+4:46:45	8:45:11
126.	Bjarne Korbøl THONER		113	1994	Slåstad IL	11:41	+4:46:45	8:45:11
DNF	Fredrik IVERSEN STYVE		116	1991	Bergen			DNF
DNF	Dean DE MEIRSMAN		138	1990	Paal			DNF
DNF	Jozef WILMS		139	1965	Paal			DNF
DNF	Jon Ivar DJØNNE		158	1979	Il Fri			DNF
DNF	Harri JAASKELAINEN		25	1982	Crawley			DNF

Dynafit Hardangervidda Marathon 2019

Lap Result List

Rank	Name		Bib	Birn	Club / team	min/km	Behind	Time
DNS	Gunnar AARSETH		104	1958	Spirit friidrett			DNS
DNS	Erik BERGERSEN		123	1984	Oslo			DNS
DNS	Geir SIVERTSEN		83	1970	Fuck cancer			DNS
DNS	Audun DRIVENES		94	1993	Oslo			DNS
DNS	Are Bu VINDENES		157	1974	Straumsgrend			DNS
DNS	Peter ARNOLDSSEN		178	1978	BFG bergen løpeklub			DNS
DNS	Adrian HAUGLAND		1	2000	Voss IL			DNS
DNS	Bjørn BLEIE		5	1975	SLB BIL			DNS
DNS	Lars Daniel KIRKEMO		6	1989	Sandnes			DNS
DNS	Kristian SELNES		7	1989	Tårnåsen			DNS
DNS	Bendik NORDSTRØM		8	1992	Haugesund			DNS
DNS	Fred ANDERSEN		16	1973	Stord IL			DNS
DNS	Haakon INNSET		17	1968	Ulvik il			DNS
DNS	Håvard INNSET		18	2001	Ulvik il			DNS
DNS	Lars Olav BØRVE		19	1982	Øystese IL			DNS
DNS	Lars André LOKØEN		23	1989	Oslo			DNS
DNS	Stig ERIKSSON		24	1984	FJERDINGBY			DNS
DNS	Ole Kristian NARMO		27	1973	Moss Skiklubb			DNS
DNS	Bjørnar FYKSE		30	1983	Øystese			DNS
DNS	Torstein Bø TORGERSEN		31	1986	Tjelta			DNS
DNS	Mads SLÅKE		32	1991	Bergen			DNS
DNS	Reidar SKALLEBERG		35	1994	Larvik			DNS
DNS	Joachim SOLBAKKEN		37	1981	NEVERDAL			DNS
DNS	Marius Tveten OMDAL		42	1983	Ulset			DNS
DNS	Piotr SUCHENIA		64	1980	inov-8 team / fjord nansen test team / runpassion.pl team			DNS
DNS	Kim Eivind NETLAND		65	1990	Tonstad IL			DNS

Halvmarathon

Kvinne								
1.	Thea HOVDA		454	1999	HTK	6:05	-	2:31:36
2.	Jeanette HARDER-FALCK		302	1973	Bergen	6:08	+01:09	2:32:45
3.	Elin HANEVIK		425	1996	Gular	6:23	+07:25	2:39:01
4.	Ragne Elise BERRE		441	1974	Voss IL	6:59	+22:37	2:54:13
5.	Sigrid Kvåle MYKSVOLL		301	1991	Bergen	7:04	+24:30	2:56:06




























Dynafit Hardangervidda Marathon 2019

Lap Result List

Rank	Name		Bib	Birn	Club / team	min/km	Behind	Time
6.	Elin SUNDVOR		332	1996	Sykkelkomponenter.no	7:04	+24:45	2:56:21
7.	Taran AANDERAA		383	1991	Tresko	7:07	+25:56	2:57:32
8.	Frøydis VARBERG		364	1989	Eidfjord Urfe	7:08	+26:03	2:57:39
9.	Eline WARLAND		306	1986	Equinor bil	7:08	+26:08	2:57:44
10.	Astrid Fosså EKSETH		305	1988	Equinor bil	7:09	+26:29	2:58:05
11.	Kristin HOVDE		359	1986	Tønsberg	7:17	+29:53	3:01:29
12.	Inger Nielsen HOLE		445	1995	Nesttun	7:19	+30:59	3:02:35
13.	Kristin LOFTSGARDEN		391	1997	IL Dyre Vaa	7:20	+31:10	3:02:46
14.	Idunn Saltnes SKJERDINGSTAD		414	1995	Oslo	7:24	+32:45	3:04:21
15.	Heidi MOSLET		474	1963	Stokke Ski	7:24	+33:03	3:04:39
16.	Kaisa Svergja RUSTAD		343	1992	Kvikne IL	7:26	+33:46	3:05:22
17.	Tori LØGE		410	1986	Oslo	7:27	+34:06	3:05:42
18.	Emma GERRITSEN		398	1992	OSLO	7:29	+34:53	3:06:29
19.	Lisa KELLER		409	1986	Movatn runners	7:33	+36:30	3:08:06
20.	Maren Nielsen HOLE		444	1995	Nesttun	7:53	+44:58	3:16:34
21.	Nora Devik LIAN		395	1992	Manglerud Star FK	7:55	+45:36	3:17:12
22.	Birgitte GRANDE		376	1991	Oslo	7:57	+46:45	3:18:21
23.	Trine Minken AMBLE		344	1972	Sjøforsvaret	7:58	+46:46	3:18:22
24.	Hanne BEVERLI		433	1996	Oslo	7:58	+47:11	3:18:47
25.	Heidi YVEN		422	1970	Stjernene	8:01	+48:19	3:19:55
26.	Thea S REINERTSEN		375	1992	Oslo	8:04	+49:27	3:21:03
27.	Synnøve IDEN		462	1967	Bergen	8:06	+50:28	3:22:04
28.	Karen Anette EKERHOLT		438	1989	Støkken IL/ Team Driv Trening - Milslukern	8:07	+50:51	3:22:27
29.	Inga BJOTVEIT		403	1983	Voss	8:08	+51:11	3:22:47
30.	Stina SIVERTSEN		431	1985	Bergen	8:08	+51:14	3:22:50
31.	Ingvild OLSEN		446	1998	Gressvik	8:09	+51:21	3:22:57
32.	Ingvei SELIUSSEN		415	1971	Paradis	8:11	+52:27	3:24:03
33.	Guro Høgbakken ANDERSEN		428	1995	Furnes	8:17	+54:44	3:26:20
34.	Margrethe ALM		467	1981	Voss MTB	8:22	+57:04	3:28:40
35.	Silje Vågen TORBJØRNSEN		437	1975	Fitjar idrettslag	8:23	+57:31	3:29:07
36.	Trine BYGGSTØYL		341	1984	#TeamMCE	8:23	+57:33	3:29:09
37.	Ingrid Beate Øpstad FREDRIKSEN		339	1995	Tromsø	8:26	+58:42	3:30:18
38.	Liv Gabrielle SCHULZE		423	1974	Bergen	8:34	+1:02:06	3:33:42



Dynafit Hardangervidda Marathon 2019

Lap Result List

Rank	Name		Bib	Birn	Club / team	min/km	Behind	Time
39.	Ingvild VEDDENG		399	1992	Oslo	8:34	+1:02:06	3:33:42
40.	Maren HÅGENSEN		427	1994	Åsbygda IL	8:42	+1:05:07	3:36:43
41.	Guro ANKER-KVÆRNER		315	1986	Oslo	8:45	+1:06:21	3:37:57
42.	Nathalie JONKERS		374	1991	Oslo	8:47	+1:07:20	3:38:56
43.	Jenny TØN		413	1982	Voss	8:47	+1:07:30	3:39:06
44.	Synne KNAG		390	2000	Hakadal	8:48	+1:07:32	3:39:08
45.	Katrien DE SMET		457	1987	Hamme	8:50	+1:08:26	3:40:02
46.	Guro MIDTLYNG		434	1996	Bergen	8:51	+1:08:52	3:40:28
47.	Trude MATHIESEN		308	1971	Stord	8:53	+1:09:49	3:41:25
48.	Catherine BERG		373	1996	Arendal	8:55	+1:10:35	3:42:11
49.	Maria N. N. LEERBERG		360	1988	Tønsberg	9:01	+1:13:14	3:44:50
50.	Lise HAUKÅS		421	1972	Stjernene, Sportsmanden	9:02	+1:13:30	3:45:06
51.	Marta KOŁODZIEJSKA		317	1988	MKL Maraton Świnoujście	9:03	+1:13:59	3:45:35
52.	Ingvill HERSTAD		452	1971	Øvre eidfjord	9:06	+1:15:03	3:46:39
53.	Mathilde ALMÅS		412	2003	Sagvåg	9:06	+1:15:15	3:46:51
54.	Marianne GRØNVIGH		318	1990	OSLO	9:24	+1:22:39	3:54:15
55.	Randi Bratthammer RAUAN		384	1984	Kopervik	9:24	+1:22:42	3:54:18
56.	Martha WESTBY		396	1986	Oslo	9:31	+1:25:34	3:57:10
57.	Elin HOLST-LARSEN		471	1968	Karmsund	9:39	+1:28:49	4:00:25
58.	Thea BRANDAL		392	1992	Fjerdingsby	10:20	+1:45:58	4:17:34
59.	Marianne EGGEN PETTERSEN		353	1974	Drammen	10:35	+1:52:15	4:23:51
60.	Helene THELIN		420	1964	Möln dal	10:37	+1:52:58	4:24:34
61.	Frida GUERRERO		416	1980	Oslo	10:37	+1:53:03	4:24:39
62.	Diana PALKAUSKAITE		370	1988	Bergen	10:49	+1:58:02	4:29:38
63.	Elin NIELSEN		319	1968	Rådal	10:54	+1:59:56	4:31:32
64.	Astrid HELLING		324	1986	Perkele Lagopus & Co	11:20	+2:10:38	4:42:14
65.	Margo MUHLENKAMP		355	1990	London	11:20	+2:10:39	4:42:15
66.	Stina LILLEHAGEN		472	1981	Fetsund	11:43	+2:20:21	4:51:57
67.	Cecilie Hetlevik FAGNA		380	1988	Tryg Forsikring	11:57	+2:26:02	4:57:38
68.	Barbro BREKKE		378	1988	Tryg Forsikring	11:57	+2:26:02	4:57:38
69.	Benedikte Krohn EEG		379	1985	Tryg Forsikring	11:57	+2:26:03	4:57:39
70.	Kristin ØVRESETH		381	1988	Tryg Forsikring	11:57	+2:26:03	4:57:39
71.	Tone Nordang PETTERSEN		356	1976	Moss	14:26	+3:27:54	5:59:30
































Dynafit Hardangervidda Marathon 2019

Lap Result List

Rank	Name		Bib	Birn	Club / team	min/km	Behind	Time
DNS	Trude SÆTRE		309	1980	Loddefjord			DNS
DNS	Tora VINJAR HAUG		313	1992	Oslo			DNS
DNS	Astrid Kahrs DYKESTEEN		357	1990	Blomsterdalen			DNS
DNS	Belinda BERNARD		362	1989	Espeland			DNS
DNS	Hege Ingeborg FEET		372	1967	Haugesund			DNS
DNS	Susanne STENSGAARD		382	1975	Morvik			DNS
Mann								
1.	Are SÆBØ		455	1983	Bergen	4:55	-	2:02:34
2.	Joel INGEMYR		469	1992	Thunder Mc Lightning	5:25	+12:43	2:15:17
3.	Martin AASEN		389	1991	Elverum	5:58	+26:13	2:28:47
4.	Andreas BOGE		432	1990	Team Hønevold	6:02	+28:01	2:30:35
5.	Øyvind RØSAND		402	1984	KVERNALAND	6:14	+33:01	2:35:35
6.	Mike ABBOTT		466	1973	Vosskajakklubb	6:28	+38:34	2:41:08
7.	Tore SOLBERG		459	1972	Vindafjord IL	6:30	+39:34	2:42:08
8.	Håkon HOVLAND		436	1990	Hvam	6:32	+40:10	2:42:44
9.	Odd Inge THORKILDSEN HESJEDAL		312	1984	GTI Friidrett	6:34	+41:12	2:43:46
10.	Kjetil FURULY		342	1975	Langhus	6:36	+41:47	2:44:21
11.	Tore BERGSVIK		368	1978	SK Mann	6:37	+42:22	2:44:56
12.	Gaute HELGESEN		388	1991	Oslo	6:38	+42:56	2:45:30
13.	Tobias HAUMANN		340	1990	Arendal	6:40	+43:33	2:46:07
14.	Pål FOLKVORD		331	1975	Bergen Kommune BIL	6:41	+43:55	2:46:29
15.	Per RØSAND		463	1955	Kvernaland	6:42	+44:20	2:46:54
16.	Jan Åge SUNDNES		325	1988	Blubbelubb Sportsklubb	6:43	+44:46	2:47:20
17.	Maximilian LADWIG		460	1998	Bergen	6:44	+45:26	2:48:00
18.	Frode TORVANGER		351	1986	Bergen	6:46	+46:08	2:48:42
19.	Knut KÅRHUS		473	1965	Tønsberg	6:51	+48:00	2:50:34
20.	Espen HEMRE		334	1982	Voss	6:53	+49:13	2:51:47
21.	Vegar EGSET		443	1994	Volda	6:58	+50:58	2:53:32
22.	Eirik LITLAND		337	1974	Nyborg	6:59	+51:39	2:54:13
23.	Andreas VARBERG		363	1987	Eidfjord Urfe	7:00	+52:00	2:54:34
24.	Gisle KVAMME		450	1978	Bergen	7:02	+52:55	2:55:29
25.	Harald AABY FLATIN		440	1987	Oslo	7:03	+53:22	2:55:56
26.	Harald ANDERSEN		323	1971	Søgne	7:04	+53:29	2:56:03



































Dynafit Hardangervidda Marathon 2019

Lap Result List

Rank	Name		Bib	Birn	Club / team	min/km	Behind	Time
27.	Frank BØRRESEN		304	1978	Bønes	7:07	+54:53	2:57:27
28.	Ørjan Borgen NORDTVEIT		333	1989	Sykkelkomponenter.no	7:08	+55:04	2:57:38
29.	Stein Inge AABREKK		426	1987	Bergen	7:08	+55:10	2:57:44
30.	Raymond HAGENES		365	1978	Kolltveit	7:09	+55:41	2:58:15
31.	Yngve LÆGREID		453	1990	Team Hønevold	7:11	+56:20	2:58:54
32.	Audun BREKKE		468	1974	Granvin	7:13	+57:27	3:00:01
33.	Per Erik ANDERSEN		322	1978	SØGNE	7:15	+58:10	3:00:44
34.	Jon Eivind SKURTVEIT		465	1984	Bønes	7:20	+1:00:15	3:02:49
35.	Joakim KVÆRNER		316	1978	Oslo	7:22	+1:01:05	3:03:39
36.	Mathias DALL		408	1990	Valby	7:23	+1:01:19	3:03:53
37.	Thomas ESPELAND		393	1993	Crossfit Verftet	7:24	+1:01:56	3:04:30
38.	Morten HELVIK		394	1992	Haugesund	7:28	+1:03:30	3:06:04
39.	Svein JØRGENSEN		328	1983	Rådal	7:32	+1:05:14	3:07:48
40.	Dan TORBJØRNSEN		307	1974	Fitjar IL	7:40	+1:08:25	3:10:59
41.	Markus PETTERSEN		435	1996	Bergen	7:43	+1:09:38	3:12:12
42.	Christian DVERSNES		321	1976	KRISTIANSAND S	7:46	+1:10:58	3:13:32
43.	Steinar BJØRNSON		385	1984	Oslo kommune BIL	7:47	+1:11:31	3:14:05
44.	Tor SVANØE		327	1980	TnT Trening	7:48	+1:11:41	3:14:15
45.	Jon Hermann RIVENES		404	1983	Voss	7:49	+1:12:07	3:14:41
46.	Christian ØXNEVAD-GUNDERSEN		311	1979	Bergen	7:51	+1:12:55	3:15:29
47.	Crister BJEGLERUD		346	1988	BDO AS	7:54	+1:14:16	3:16:50
48.	Trond Jostein Kåei PETTERSEN		371	1972	Haugesund Zen Senter	7:54	+1:14:22	3:16:56
49.	Bjarne ALMÅS		411	1977	Sagvåg	7:57	+1:15:46	3:18:20
50.	Lars-Erik OLSEN		326	1965	Gressvik	7:58	+1:15:50	3:18:24
51.	Harald Alexander NOSS		358	1972	Os	8:02	+1:17:38	3:20:12
52.	Asmund WIIG		449	1993	CPIL	8:13	+1:22:05	3:24:39
53.	Njål Røed HORPESTAD		310	1982	Sola kommune B.I.L.	8:14	+1:22:49	3:25:23
54.	John RÆSTAD		336	1982	Haugesund	8:15	+1:23:11	3:25:45
55.	Espen SÆLE		387	1982	Sportsklubben	8:28	+1:28:23	3:30:57
56.	Øyvind FOSNES		338	1977	Rådal	8:29	+1:28:51	3:31:25
57.	Anders VESTBØ		464	1974	Nei.	8:32	+1:30:19	3:32:53
58.	Alf ULVAN		386	1983	Rararara Ranheim	8:34	+1:30:47	3:33:21
59.	Kjetil ÅRHUS		430	1970	Søreidgrend	8:37	+1:32:20	3:34:54


Dynafit Hardangervidda Marathon 2019

Lap Result List

Rank	Name		Bib	Birn	Club / team	min/km	Behind	Time
60.	Vilhelm KRARUP MØLLER		424	1991	Team Lobster	8:43	+1:34:39	3:37:13
61.	Rafael Lukas MAERS		366	1987	Oslo	8:43	+1:34:45	3:37:19
62.	Espen HENRIKSEN		397	1981	Superhero runners	8:44	+1:34:58	3:37:32
63.	Steve Remy SUNDE		335	1987	Indre arna	8:45	+1:35:31	3:38:05
64.	Wilton ZAMBRANO		320	1977	Oslo	8:46	+1:36:08	3:38:42
65.	Kristian Dyb STRAND		314	1988	Haugesund	9:03	+1:43:05	3:45:39
66.	Peter RIJPMAN		442	1985	Sneek	9:04	+1:43:23	3:45:57
67.	Kjell Joar EIDE		401	1988	Bergen	9:04	+1:43:30	3:46:04
68.	Arnvid JOHANSEN		400	1973	OS	9:05	+1:43:59	3:46:33
69.	Hallvard JOHANSEN		429	1981	OsloMet BIL	9:14	+1:47:37	3:50:11
70.	Fredrik Tobias WESTBY		345	1988	BDO AS	9:30	+1:54:00	3:56:34
71.	Bala BALAC		406	1989	København K	9:30	+1:54:16	3:56:50
72.	Anders TVEITO		456	1992	Eidfjord	9:43	+1:59:44	4:02:18
73.	Daniel SUCHENIA		470	1971	Wałbrzych	9:54	+2:04:14	4:06:48
74.	Benjamin BROCH		349	1989	Hjellestad	9:55	+2:04:38	4:07:12
75.	Alf Bjarne HØYVIK		347	1966	Sola kommune B.I.L.	10:23	+2:16:10	4:18:44
76.	Ryan TOMBOKAN		352	1975	Gent	10:31	+2:19:26	4:22:00
77.	Oliver FINCH		475	1984	Perkele Lagopus & Co	10:59	+2:30:58	4:33:32
78.	Attila Zsolt TURI		377	1987	Cegled	12:05	+2:58:30	5:01:04
79.	Svein STEINSLAND		451	1946	Tysse	12:11	+3:01:08	5:03:42
80.	Roe TVERRÅ		348	1970	Sveio	13:12	+3:26:27	5:29:01
DNS	Olav André EIDNES		350	1986	Fana			DNS
DNS	Pål Gjermund BACH		303	1989	Halden			DNS
DNS	Andreas VANDVIK		329	1995	Bergen			DNS
DNS	Jonas IVERSEN		330	1987	Lysaker			DNS
DNS	Henrik ROALSØ		354	1990	EY BIL			DNS
DNS	Jarle SKAGE		361	1979	Team Flexit			DNS
DNS	Petter HELLE		367	1971	Knarrevik			DNS
DNS	Sebastian BERNARD		369	1988	Espeland			DNS
DNS	Mattis GEITLE		419	1987	mann			DNS
DNS	Knut Schjerven ROALD		439	1973	Bergen			DNS
DNS	Petter SØBERG		447	1990	Team Mediaplanet			DNS
DNS	Alexander OWREN		448	1990	Team Mediaplanet			DNS

Dynafit Hardangervidda Marathon 2019

Lap Result List

Rank	Name	Bib	Birn	Club / team	min/km	Behind	Time
DNS	Piotr RASZKOWSKI	 458	1987	run-passion.pl			DNS

Number of Records: 357